

# SAFE K:IDS GRAND FORKS

## News You Can Use



### 2021 Spring Edition

Thanking Our  
Supporters  
That Help Us  
Keep Kids Safe

- ⇒ At HOME
- ⇒ At SCHOOL
- ⇒ At PLAY and
- ⇒ ON the WAY



As we have noted in past newsletters, Safe Kids Grand Forks has been working hard to find support for our injury prevention work from businesses, individuals, grants and supporters. While our efforts are not completed yet, we are so very grateful to those noted on this page and the next. We are so blessed by those that see our work as valuable and have contributed toward our efforts to keep kids safe at HOME, at SCHOOL, at PLAY and ON the WAY. If you are interested in donating to Safe Kids Grand Forks (we are a part of a non-profit organization so your donation is deductible to the extent of the law). Please go to [www.safekidsgf.com](http://www.safekidsgf.com) (There is a donate button at the top of the page.)

Champion Level (\$50,000 plus)



Protector Level (\$25,000—\$49,999)



♥ The Lunn Family ♥  
~ In honor and memory  
of Cynthia Lunn ~



Member FDIC

[franssenbank.com](http://franssenbank.com)



# Additional Thanks



**Advocate Level**  
(\$15,000—\$24,999)



**Partner Level**  
(\$5,000—\$14,999)



**ALERUS**



*Andrea & Dan Boe:  
In memory of Kate Boe*



*Dave & Karen Molmen*



*Coiga Tompkins*

**Friend Level**  
(\$500—\$999)



MYRA FOUNDATION

**Supporter Level**  
(\$1,000—\$4,999)



*Drs Jon & Laura Raymond*



## Featured Car Seat - Graco Turbo Go Folding Backless Booster

The Turbo GO™ folding backless belt positioning booster folds compactly to go where you go and makes it easy to carry, store or keep an extra on hand. It helps safely transport your big kids from 4-10 years old from 40-100 pounds and up to 57 inches tall. With machine washable fabric pads, integrated, steel-reinforced belt guides, and a shoulder belt positioner, the lightweight booster is easy to carry, store, or keep an extra on hand!



Change your **CLOCKS**  
Test your **ALARMS**  
Practice your **HOME FIRE DRILL**

**Alarm goes off...  
You get out!**

Even for smoke alarms that have long-life batteries—or are hard-wired—it’s still important to make sure the alarm is working. Not every single long-life battery will work for 10 years, and even hard-wired alarms can fail. So yes, you should still test your smoke alarms at least twice a year — the Daylight Saving Time change is a good reminder—and once a month is better, as recommended by the National Fire Protection Association (NFPA).  
(Graphic provided by Prevention 1st—[www.HomeFireDrill.org](http://www.HomeFireDrill.org))

## 2021 Medication Take Back Events

Did you know that medications are the leading cause of poisoning in young children? Knowing that has caused us to find ways to get expired or unused medications out of the home setting to make them a little bit safer for young children. Several years ago, we started hosting drive up/drop off medication take back events in partnership with Altru Health System, the Grand Forks Sheriff’s Department and Safe Kids Grand Forks.

The dates for the 2021 events will be as follows:

**March 23 - June 8 - September 21**

We will host these events in the Hugo’s parking lot on Columbia Road from 8 a.m.—12:30 p.m. Medications can be kept in their original container and labels do not need to be removed. As we get closer to these events, we hope you will clean out your medicine cabinets and bring pills, liquids, patches, ointments, etc. for disposal.







We at Safe Kids Grand Forks know how important it is to have swimming lessons offered to kids of all ages and abilities. We were sad to have to cancel our fall sessions of Adaptive Aquatics Classes at UND and were so hoping we could have them back up and running in the new year.

However, we feel it is in the best interest of the kids in our community to continue to “hold tight” with these lessons while the Covid situation is getting under control with the recent release of vaccines. Please know that we will do all we can to offer these classes again at UND or with other partners in the community. Please watch our website and Facebook page for further updates on the status of these classes or call our office at 701.739.1591 to be added to our “wait/call list”.

**We give special thanks to Little Miracles, Inc. for their support of our Adaptive Aquatics work in the community.**







# SAFE AT HOME ALONE

Are you ready to stay home alone?

## 2021 Class Dates

*(Pick one to attend)*

**March 13, April 10, May 15, July 17**

Class Times: 9 a.m. - Noon or 1 - 4 p.m.

## Grand Forks



Regional Classes Scheduled:

Grafton—March 20th

Langdon—June 9th

Cavalier—August 4th

Help your 8-12 year old prepare for independence with this class created by Safe Kids Grand Forks. Drop your child off and they will learn:

- » Fire escape and severe weather planning
- » When to answer the door and the phone
- » Getting to and from school safely
- » Medication safety, first aid and Heimlich maneuver
- » Reasons to call 911
- » Cooking safety
- » Setting house rules
- » And much more!



**Cost: \$20**  
Call 701.780.1489 to register.



*This class is funded in part by a generous donation from Dakota Commercial.*



Registration is required at least **3 days** prior to class date. Class size is limited.  
For additional upcoming dates visit [safekidsgf.com](http://safekidsgf.com)

Have you ever tried to install a car seat into a vehicle?  
Do you know how a newborn baby should be placed in their car seat? 4 out of 5 car seats are used incorrectly and we want to assure that you are transporting your "precious cargo" safely after your delivery.



## Bringing Home Baby

Car seat class for new or expectant parents

Altru Health System, Rydell Cars and Safe Kids Grand Forks have teamed up to offer **Bringing Home Baby**. This class is designed for expectant parents or those of newborn babies. We would encourage you to take the class prior to your delivery. If you have purchased a car seat, bring it along to class and we will provide hands on training on how to properly install the car seat into a vehicle.

### Cost:

The cost of this class is \$5 per couple. Call 701.780.1400 to register. If this cost keeps you from attending, please contact Safe Kids for scholarship options.

### 2021 Class Dates

#### January

Thursday, January 14

#### February

Thursday, February 11

Saturday, February 27

#### March

Thursday, March 11

#### April

Thursday, April 8

Tuesday, April 27

#### May

Thursday, May 13

#### June

Thursday, June 10

Saturday, June 26

#### July

Thursday, July 8

#### August

Thursday, August 12

Tuesday, August 24

#### September

Thursday, September 9

#### October

Thursday, October 14

Saturday, October 30

#### November

Thursday, November 11

#### December

Thursday, December 9

### Location:

Rydell Auto Center conference room. 2700 South Washington Street, Grand Forks, ND (use front entrance on Washington St.)

### Times:

6 p.m. - Tuesday & Thursday | 9 a.m. - Saturday

For additional car seat check-up events in Grand Forks, please visit Safe Kids Grand Forks on Facebook!



**SAFE  
K:DS**  
GRAND FORKS

**Altru**  
HEALTH SYSTEM

*Rydell*cars.com

**VISION  
ZERO**  
Zero fatalities. Zero excuses.





# Car Seat Check-Up Events

presented by:



## 2021 Dates

**Rydellcars.com**

2700 South Washington Street  
Grand Forks, ND

**Second Thursday of every month from 4-7 p.m.**

January 14	July 8
February 11	August 12
March 11	September 9
April 8	October 14
May 13	November 11
June 10	December 9

No appointments needed at Rydell's

## EGF Fire Department

415 4th St NW | East Grand Forks, MN

January 26	12-2 p.m.
February 22	9-11 a.m.
March 25	12-2 p.m.
April 22	9-11 a.m.
May 24	12-2 p.m.
June 24	9-11 a.m.
July 20	12-2 p.m.
August 23	9-11 a.m.
September 23	12-2 p.m.
October 26	9-11 a.m.
November 23	12-2 p.m.
December 21	9-11 a.m.

**Appointments at Fire Department required, call 701.780.1489**

**Stop by and make sure your children have a safe ride.**

### Baby on the way?

Register for our Bringing Home Baby class offered monthly. This class is taught by a certified car seat technician and will provide you with basic car seat education, hands on practice and assistance with installing your car seat in your vehicle. To register call 701.780.1489.

For more information, visit [www.safekidsgf.com](http://www.safekidsgf.com)





## Car Seat Tech Corner



It is a new year and as car seat techs we know that every 2 years a new LATCH manual comes out. These manuals are the holy grail of everything you need to know about each car and car seat as it pertains to LATCH – Lower Anchors and Tethers for Children. Once a new manual comes out, the old ones are no longer kept up to date. If you are still using the purple 2019 LATCH manual and could benefit from a new 2021 copy, please let us know and we will see how we can help!

*This article is designed for nationally certified child passenger safety technicians, also known as car seat techs. If you have an interest in learning more about car seats and would like to become a car seat tech, please contact Jasmine at [jwanqen@altru.org](mailto:jwanqen@altru.org) or 701.780.1660. Classes are held once per year in our Grand Forks coverage area.*



# VISION ZERO

Zero fatalities. Zero excuses.

**SAFE  
K:DS  
WORLDWIDE™**

THE  
**Parent Pep Talk**

ADVICE AND UNDERSTANDING FROM  
PARENTS, PROS AND KIDS



**SAFE  
K:DS  
WORLDWIDE™**

The Parent Pep Talk is a heartfelt and humorous podcast filled with advice and understanding from empathetic experts, honest parents, and teens who are willing to talk. It's for all parents looking for a little perspective, a few well-tested tips, and the feeling that you're probably doing a lot better than you think, even if it doesn't always feel like it. The Parent Pep Talk is brought to you by Safe Kids Worldwide and more information can be found at this link or by downloading Parent Pep Talk in your podcast app.

<http://www.parentpeptalk.org/>

Want more safety tips, announcements about upcoming events and links to great resources?

Follow us on Facebook at

<https://www.facebook.com/safekidsgf/>



# Smart Sitter

## BABYSITTING CLASS

2021 Dates

March 13 | April 17 | May 22

9:30am-2:30pm

Grand Forks, ND

Cost: \$50 (lunch included, but please bring a water bottle and snack

Registration is required 5 days prior to class date and class size is limited.

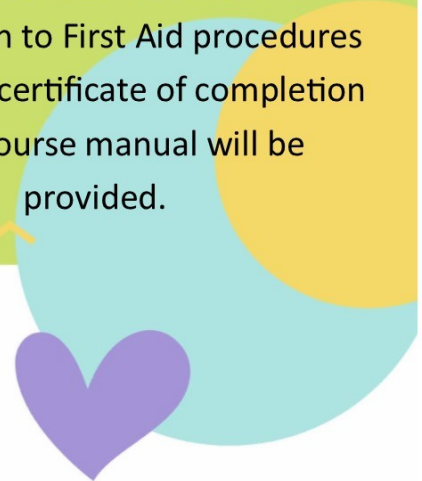
To register, please call 701.780.1400

For additional upcoming dates visit [safekidsgf.com](http://safekidsgf.com)



*This class has been funded in part by a generous donation from the Lunn Family, given in honor and memory of Cynthia Lunn.*

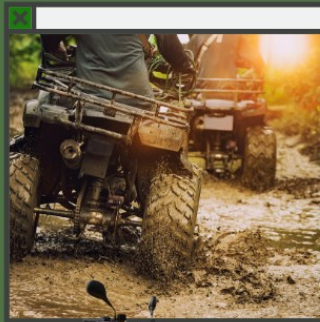
SMART SITTER is a babysitting class designed by Safe Kids Grand Forks to teach 12-15 year olds about the responsibilities of caring for other children. Attendees also receive an introduction to First Aid procedures and CPR. A certificate of completion and a course manual will be provided.



**SAFE  
K:IDS**  
GRAND FORKS

**Altru**<sup>®</sup>  
HEALTH SYSTEM

## ATV Safety



ATV'S CAN TRAVEL AT SPEEDS UP TO 70 MPH AND WEIGH AS MUCH AS 700#. KIDS UNDER AGE 16 DON'T NORMALLY HAVE ENOUGH UPPER BODY STRENGTH TO BRING A TIPPING ATV BACK TO AN UPRIGHT POSITION. WITH NO SAFETY FEATURES ON AN ATV TO PREVENT CRUSHING, IT IS DANGEROUS FOR YOUTH TO RIDE ON THESE VEHICLES.

This message is brought to you by  
Ag Country Farm Credit Services &  
Safe Kids Grand Forks

 **AgCountry**<sup>®</sup>  
Farm Credit Services

We thank Ag Country Farm Credit Services for being a Protector level donor to Safe Kids Grand Forks and for helping spread ATV safety messages.





# Car Seat Check-Up Events

presented by:



In partnership with MN Office of Traffic Safety



4 out of 5 car seats are used incorrectly. Could one of them be yours? Is your child's car seat on a recall list? Come and we'll check. Did you know that children up to 4'9" should be riding in a booster seat for the safest ride?

Safe Kids Grand Forks is pleased to partner with Brost Chevrolet to offer regular car seat check-up events. These are offered on the dates listed from 4 - 5:30 p.m.

**Stop by and make sure your children have a safe ride.**



www.brostchevrolet.com

## 2021 Dates

**January 28**

**April 22**

**July 22**

**October 28**

**4 - 5:30 p.m.**

For more information, contact Polk County Public Health at 218.281.3385.

Also, join us in Grand Forks at Rydell Cars the second Thursday of every month between 4-7 p.m. in the service area.

in cooperation with  
**Brost Chevrolet**

1600 University Ave, Crookston, MN

# Car Seat Check-Up Events

presented by:



Public Health  
Walsh County Public Health



**To schedule an appointment, call Walsh County Health District at 701.352.5139.**

4 out of 5 car seats are used incorrectly. Could one of them be yours? Is your child's car seat on a recall list? Did you know that children up to 4'9" should be riding in a booster seat for the safest ride?

Safe Kids Grand Forks is pleased to partner with Walsh County Health District and Hanson's Auto & Implement to offer routine car seat check-ups. These will be offered from 4:30-6 p.m. at Hanson's Auto & Implement on Hwy 17 in Grafton **by appointment only.**

in cooperation with:



14830 Hwy 17, Grafton, ND

## 2021 Dates

**February 4**

**May 6**

**August 5**

**November 4**



For additional car seat check-up events in Grand Forks and other surrounding areas, please visit Safe Kids Grand Forks on Facebook!



The staff at Safe Kids Grand Forks are here to help with your safety needs but our office is not staffed regular clinic hours. We are often times out teaching classes or conducting community events. We don't want to miss you when you stop by so please call ahead to 701.780.1489 to schedule an appointment for all your safety needs. We look forward to serving you!!





# Bike and Wheeled Sports Safety Tips



Warmer weather is on the way! That means dusting off your bike, rollerblades, scooter or skateboard. It's important to make sure all the equipment is in working order on anything you plan to ride. Here are a few tips so that your child's ride will be as safe as possible.

- Wear a helmet and make sure it is the proper fit. (See next page for the Helmet Fit Test)
- Ensure proper bike fit by bringing the child along when shopping for a bike.
- When children are sitting on the seat of the bike their feet should be able to touch the ground.
- Long or loose clothing can get caught in bike chains or wheel spokes. Dress young kids appropriately to ensure a safe ride.
- Actively supervise children until you're comfortable that they are responsible to ride on their own.
- Every child is different, but developmentally it can be hard for kids to judge speed and distance of cars until age 10. Limit bike riding to sidewalks, parks or bike paths until age 10. No matter what teach your child to stay alert and watch for cars and trucks.
- Teach your kids to make eye contact with drivers. Bikers should make sure drivers are paying attention and are going to stop before they cross the street.
- Stop and look left, right and left again before entering a street or crossing an intersection. Look back and yield to traffic coming from behind before turning left.
- When riding at dusk, dawn or in the evening be bright and use lights. It's also smart to wear clothes and accessories that have retro-reflective materials to improve biker visibility to motorist.
- These same rules should be applied when biking, rollerblading, or scooting.

## Certified Child Passenger Technician Recertification & Testing Class

Safe Kids Grand Forks, Altru Health System & the Minnesota Office of Traffic Safety will be offering a class for car seat technicians needing to renew their certification (ones who were previously certified but have let their certification lapse). This class is a 9-hour testing day and participants need to review the course manual prior to class attendance. Former CPST's who are expired for more than 1 year are encouraged to retake the full CPST Certification Training in order to refresh their knowledge and skills.

**Thursday, July 29, 2021 8am-5pm**

(Registration is required by July 12, 2021)

Safe Kids Grand Forks Headquarters, East Grand Forks, MN

To register, go online to <http://cert.safekids.org/> and click on the "Find a Course" icon on the top of the page. Search MN.

Cost is \$95 and payable upon registration.

Class participant manual will be mailed out once registration is received.

The class is limited to 10 participants so don't delay in signing up to attend. For questions, contact Safe Kids at 701.780.1489

## Does your helmet fit properly?

### Take the Helmet Fit Test

1



Eyes: Put the helmet on your head. Look up. You should see the bottom rim of the helmet.

2



Ears: Make sure the straps form a 'V' under your ears when buckled. The straps should be a little tight but comfortable.

3



Mouth: Open your mouth as wide as you can. Does the helmet hug your head? If not, tighten the straps.

Now you're ready to roll!

**SAFE**  
**K:DS**  
GRAND FORKS

**Phone:** 701-772-5684 **Website:** randy@rfenley.com

**Address:** 2750 26th Street S, Suite A, Grand Forks, ND 58201



Stay Connected:     

### QUOTES FOR GOOD

The Randy Fenley State Farm Agency is proud to partner with Safe Kids Grand Forks in our mission to improve child safety. The Fenley agency will donate **\$10 for every auto quote** provided during 2020 when you mention “Quotes for Good”. These dollars will be used for the many Safe Kids programs that improve the safety and well-being of our community and region.


Call Randy for your free quote today.

**Randy Fenley**  
Owner



## United Way Provides Partnership with SKGF to Assist With Car Seats For Those In Need

The United Way of Grand Forks, East Grand Forks & Area and Safe Kids Grand Forks are excited to announce the launch of their new program Car Seats for Kids. Car Seats for Kids is a collaboration between the two agencies that will ensure children are kept safe when traveling in a vehicle. Thanks to a generous donation from United Way, Safe Kids is able to provide car seats to families in need at little to no cost. To apply for a car seat, please contact Safe Kids at 701.780.1489. Together, we are fueling opportunities to thrive!



**“Being a parent is the most important job you will ever have and it comes with the least amount of orientation.”**

Carma Hanson—Coordinator, Safe Kids Grand Forks

Our parent organization, Safe Kids Worldwide, is always working hard to find ways to provide resources to parents and caregivers to help make keeping their kids safer a little bit easier. This summer, they launched a new tool called “A Parent’s Guide to Child Safety”. This toolkit provides a room-by-room, risk area guide for ways to keep your children safe from a whole host of injury areas. In some ways, this serves as bit of an “orientation binder” for parenting. Check it out on their web page at <https://www.safekids.org/parents-guide-child-safety>





# Playground Safety

With spring right around the corner it's important to remember some safety tips while children are playing at the playground.

- Actively supervise children on the playground.
- Check playground where your children play. Look for age-appropriate equipment and hazards, such as rusted or broken equipment and dangerous surfaces.
- Teach children that pushing, shoving or crowding while on the playground can be dangerous
- Dress for the playground. Even helmets can be dangerous on a playground, so save those for bikes.




Falls are the most common type of injury, accounting for more than 75% of all playground-related injuries. Lack of or improper supervision is associated with approximately 45% of playground-related injuries.

- Little kids play differently than big kids. It is important to have a separate play area for children under 5.
- Avoid playgrounds with non-impact absorbing surfaces, such as asphalt, concrete, grass, dirt or gravel. Recommended surface material include: sand, pea gravel, wood chips, mulch and shredded rubber.



If you are a Thrivent member and have Thrivent Choice Dollars, Safe Kids Grand Forks would love to have you donate them to our organization. We will put them to good use to keep kids safe at HOME, at SCHOOL, at PLAY and ON the WAY. Questions about how to donate? Call us and we can assist. Thank you for considering us in your donation plans.





# Picture Yourself Keeping Kids Safe!

Do you care deeply about kids and want to make sure they are safe on every ride?

Join the team of nationally certified Child Passenger Safety Technicians (CPST) and be that resource or advocate in your community!

When it comes to car seats, many parents need help to get it right.

- » Road injuries are the leading cause of preventable deaths and injuries to children in the United States.
- » Correctly used car seats and boosters can reduce the risk of death by as much as 71 percent. *Car Seat Safety Tips. (2021). Safe Kids Worldwide. safekids.org.car-seat*
- » More than half of all car seats are not used or installed correctly.

To receive information about upcoming car seat tech trainings in northern Minnesota, please take this short survey.

[surveymonkey.com/r/R39Z7XF](https://surveymonkey.com/r/R39Z7XF)







# 2021 North Dakota National Child Passenger Safety Technician Certification Training

## Course Information

This training provides basic technical skills, experience and knowledge about the proper use and installation of child car seats when working with parents and caregivers with child passenger safety needs.

## Course Content

This training will provide participants with the technical skills to:

- Identify and correct misuse of car safety seats
- Serve as a community resource at a variety of community events such as car seat checkups
- Educate others about child passenger safety issues
- Reduce potential liability through standardization
- Receive knowledge and skills to meet national certification

Certification is achieved through a combination of lectures, hands-on practice, role-playing and written and hands-on skills testing. The training concludes with a community car seat checkup. Participants must be in attendance for the entire course and successfully pass to receive certification.



## Who Should Attend?

- Law Enforcement Personnel (POST available)
- Health Care Professionals
- Social Workers
- Emergency Medical Personnel
- Child Care Providers
- Nurses
- Physical/Occupational Therapists
- Safety Advocates
- Firefighters
- Agencies Who Transport Children
- Car Dealership Personnel

**2021 DATES**  
**Dickinson – March 23-26**  
**Bismarck – April 13-16**  
**Fargo – May 10- 13**  
**Grand Forks – May 17-20**  
**Minot – August 3-6**

## Registration & Fees

- Go to: <http://cert.safekids.org>, select "Become a Tech" and follow registration instructions. Fees include a two-year national certification (upon successful completion), technician manual and car seat instructions CD.
- National certification fee is \$95.
- Local fee is \$30.

For more information, contact us at 701-328-4533 or [drmayer@nd.gov](mailto:drmayer@nd.gov)





# Take Safety with You This Spring

Spring break isn't just for the college crowd. Families are enjoying time away from their hectic, overscheduled lives and heading out of town to that perfect destination, whether modest, luxurious, or something in between. As you and the kids pack the sun screen, flip flops, ski jackets, or a combination of them all, don't forget an essential you won't want to leave behind – safety.

Hotels, motels, and rentals by owner can give you the escape you've been looking for during vacation travel. But keep in mind that on average, 1 of every 14 hotels or motels report a structure fire each year. It's just as important for you and your family to be prepared for an emergency when you're away as when you're at your own home.

## Hotels and Motels

- Choose a hotel/motel that is protected by smoke alarms, carbon monoxide alarms (CO), and a fire sprinkler system.
- At check-in, ask the front desk what the fire alarm sounds like.
- If the hotel/motel has CO alarms, ask what they sound like.
- Bring a travel CO alarm with you if your lodging does not have one.
- Review with your family the escape plan posted in the room.
- Keep the room key by your bed and take it with you if there is a fire.
- If the alarm sounds, everyone should leave right away. Use the stairs and get low and go if you must escape through smoke.
- Decide on an outside meeting place for all members of the family to go to in case of emergency.



## Rentals by Owner

Regulations vary widely across jurisdiction at rentals by owner. Act as your own safety advocate, gathering information before your trip as outlined in the [Fire Safety at Your Home Away from Home](#) checklist. In addition to providing tips before the trip, the [Take Safety with You](#) infographic advises on safety once you're there.

Smoke alarms should be on every level of the home, outside each sleeping area and inside every bedroom.

Carbon monoxide alarms should be on every level of the home outside sleeping areas.

Have an escape plan, two ways out of each room.

Make sure there is a fire extinguisher in the home.

Avoid deadly tip overs, don't let children climb on furniture.

Keep cleaning supplies in a locked cabinet or out of reach of children.

Keep all window cords out of reach of children.

Always watch kids around water.

Keep children away from drain pools.

Know how to perform CPR on children and adults.

Once you're back at home, keep up the safety practices. Test smoke alarms using the test button and commit to making this a family activity every month. Kids can use [Sparky's Smoke Alarm Calendar](#) to check off each month when the smoke alarms have been tested.



Make a home fire escape plan with your children, guiding them as they draw a map of each level of your home using [Sparky's Home Fire Escape Plan](#). Show all doors and windows. Go with them to each room and have them point to the two ways out. Practice the plan with everyone in your household.

Push the test button on your smoke alarm to begin a home fire escape drill. Practice getting low and going under the smoke. Use different ways out with each practice and close doors behind you as you go.

To keep up with the latest fire & life safety information, follow Sparky the Fire Dog on [Twitter](#) and [Facebook](#)

*This information has been provided by Kelly Ransdell, National Fire Protection Association®.*



# Farm Safety

Visiting or living on a farm can be fun, but there are many hidden dangers to be aware of.

## Farm Equipment

- One of the biggest hazards for children is the tractor. Being an extra rider on any tractor is dangerous, even if the tractor has a cab. Children can be injured or killed by falling from the tractor and being run over. The same could happen if they were riding in the back end of a pickup truck. A good rule of thumb is no seat, no rider.
- Children do not understand that piles of grain are not big sandboxes and that they can become trapped in just 3-4 seconds. Each year children suffocate in gravity flow wagons. Explain what suffocation means and the importance of not playing on the grain in a wagon, bin or truck. Stress that it only takes a few seconds to get trapped.

## Chemicals & Pesticides

- Chemicals should be placed out of reach of children. In addition to educating children on pesticide safety, steps that adults can take to help avoid accidental poisoning include:
- When applying pesticides around the homes, remove children and their toys along with pets and their toys. Keep everyone away from the area that had been treated for at least the recommended amount of time.
- Properly dispose of empty pesticide containers.
- Store pesticides out of children's reach in a locked area.
- Never put rodent or insect baits where children can find them, pick them up and put them in their mouths.
- Teach children that pesticides are poison and something they should never touch or eat.
- Keep the telephone number of the poison control center (1-800-222-1222) near your pesticides.

## Farm Animals

- Children need protection from animals that may attack or bite them. Parents should:
- Have rules to safeguard children from dogs that might attack or bite.
- Ensure small children cannot wander into animal pens and stockyards with confined stock.
- Help kids identify characteristics that predict the behavior of animals.
- Remind children to paly away from animals and to stay outside of the fence.




## ATV Safety

- Prevent children from getting hurt by not allowing them to be extra riders.
- Children under the age of 16 should not ride on ATVs.
- If children are riding on an ATV make sure it is the right size and they have all the necessary protective equipment such as a helmet and chest protector.



## Lawn and Yard Safety

- Pick up litter in the yard before mowing.
- Young children must not be allowed to play in or around areas where lawn mowers or other yard equipment are being used or stored.
- Children under the age of six should be kept indoors during mowing.
- Never allow children to ride with you while mowing.
- Children should not operate lawn mowers until they have displayed the necessary levels of judgement, strength, coordination and maturity.
- Children operating lawn mowers should also be educated in the mower's use and safety.



If you'd like more information on farm safety, please visit <https://bit.ly/2O1i6EK>

This article has been shared from NASD—National Ag Safety Database



# SAFE KIDS SUMMER

## 2021 CAR SEAT CHECKS

- April 22 Crookston (Brost Chevrolet) 4-5:30pm
- May 5 Crookston (Tri Valley Head Start) 3-4:30pm
- May 6 Grafton (Hanson's Auto & Implement) 4:30-6pm
- May 13 Grand Forks (Rydell Cars) 4-7pm
- May 24 East Grand Forks (Fire Dept) Noon-2pm BY APPOINTMENT ONLY
- June 9 Langdon (Cavalier County Courthouse) 9am-Noon
- June 10 Grand Forks (Rydell Cars) 4-7pm
- June 24 East Grand Forks (Fire Dept) 9-11am BY APPOINTMENT ONLY
- July 7 Cavalier (Leever's) 3:30-6:30pm
- July 8 Grand Forks (Rydell Cars) 4-7pm
- July 20 East Grand Forks (Fire Dept) Noon-2pm BY APPOINTMENT ONLY
- July 21 Drayton (Altru Clinic) 1-4pm
- July 22 Crookston (Brost Chevrolet) 4-5:30pm
- August 3 Lakota (Nelson County Courthouse) 12:30-3:30pm
- August 4 Walhalla (St Bonafice School) 9am-Noon
- August 5 Grafton (Hanson's Auto & Implement) 4:30-6pm
- August 12 Grand Forks (Rydell Cars) 4-7pm
- August 23 East Grand Forks (Fire Dept) 9-11am BY APPOINTMENT ONLY
- September 9 Grand Forks (Rydell Cars) 4-7pm
- September 23 East Grand Forks (Fire Dept) Noon-2pm BY APPOINTMENT ONLY

**Additional check ups will be added!**  
 Please check [www.safekidsgf.com](http://www.safekidsgf.com) or our Facebook page for details and up to date information.





# LOWER INSURANCE PREMIUMS. REDUCE POINTS. SAVE LIVES.

Our courses qualify for an insurance discount and point reduction in ND. Successfully complete an approved driver safety course and you could qualify!

## January - June 2021 Driver Safety Courses



### ALIVE AT 25

**Course Length: 4.5 Hours**

**In Person: Public Course: \$55 • Court/DOT Required: \$85**

**Distance Learning: Public Course: \$65 • Court/DOT Required: \$95**


A life-saving driver safety course designed specifically for drivers ages 14-24.

#### In-Person

Bismarck - Sunday, January 31.....3pm - 7:30pm  
 Fargo - Sunday, January 24.....4pm - 8:30pm  
 Grand Forks - Sunday, February 21.....1pm - 5:30pm  
 Minot - Sunday, February 28.....4pm - 8:30pm  
 Williston - Sunday, January 17.....4pm - 8:30pm  
 Williston - Sunday, March 21.....4pm - 8:30pm  
 Williston - Sunday, May 23.....4pm - 8:30pm

#### Distance Learning

Virtual - Sunday, January 24.....3pm - 7pm  
 Virtual - Sunday, February 28.....4pm - 8pm



### ATTITUDINAL DYNAMICS OF DRIVING

**Course Length: 8 Hours**

**In Person: Members: \$125 • Non-Members: \$150 • Court/DOT Required: \$175**

**Distance Learning: Members: \$135 Non-Members: \$160**

**Court/DOT Required: \$185**

A diversion program designed to help make a direct connection between a driver's attitude and their choice to make poor decisions.

#### In-Person

Bismarck - Saturday, January 9.....8am - 5pm  
 Bismarck - Saturday, March 6.....8am - 5pm  
 Bismarck - Saturday, May 15.....8am - 5pm  
 Fargo dates pending

#### Distance Learning

Virtual - Saturday, February 6.....8am - 5pm  
 Virtual - Saturday, April 10.....8am - 5pm  
 Virtual - Saturday, June 12.....8am - 5pm



## DEFENSIVE DRIVING COURSE

**Course Length: 4 Hours**

**In Person: Members: \$60 • Non-Members: \$65 • Court/DOT Required: \$85**

**Seniors (55+): \$40 • Additional Family Members: \$30 (same household, same course)**

**Distance Learning: Members: \$70 • Non-Members: \$75 • Court/DOT Required: \$95**

**Seniors (55+): \$50 • Additional Family Members: \$40 (same household, same course)**

This course is a fast-paced driver improvement program offering practical strategies to reduce collision-related injuries, fatalities and costs.

**Online Defensive Driving Course available.**

Get the same point reduction and insurance discount!

#### Bismarck

Monday, January 25.....6pm - 10pm  
 Monday, March 22.....6pm - 10pm  
 Monday, May 24.....6pm - 10pm

#### Fargo

Tuesday, January 26.....6pm - 10pm  
 Tuesday, March 30.....6pm - 10pm  
 Tuesday, May 18.....6pm - 10pm

#### Grand Forks

Saturday, January 9.....9am - 1pm  
 Saturday, April 24.....9am - 1pm  
 Saturday, May 16.....9am - 1pm

#### Minot

Monday, January 18.....6pm - 10pm  
 Monday, March 29.....6pm - 10pm  
 Monday, May 17.....6pm - 10pm

#### Williston

Saturday, January 23.....8am - 12pm  
 Monday, March 27.....8am - 12pm  
 Saturday, May 15.....8am - 12pm

#### Distance Learning

Virtual - Monday, January 11.....6pm - 10pm  
 Virtual - Monday, February 22.....6pm - 10pm  
 Virtual - Thursday, March 25.....6pm - 10pm

More classes may be added at any time.

Please check [ndsc.org/driversafety2021](http://ndsc.org/driversafety2021) for updates

Learn more or register today!

Go to [ndsc.org/driversafety2021](http://ndsc.org/driversafety2021)

Questions?

Call 800-932-8890 or 701-223-6372



Classes and locations may be added throughout the year.

Please see our website for more information and the most up-to-date schedule.





## **PROCLAMATION**

### **SCHOOL SAFETY PATROL DAY MARCH 1, 2021**

**Whereas;** the City of Grand Forks is proud to salute the accomplishments of exemplary organizations as they celebrate significant anniversaries; and

**Whereas;** one such notable group, the American Automobile Association (AAA), is celebrating its one hundredth anniversary of the AAA School Safety Patrol Program, a program embraced by several elementary schools within our community.

**Whereas;** the AAA School Safety Patrol Program is a program that enlists the assistance of select students who volunteer to help younger students as they cross the street on their way to and from school and who help to protect their fellow classmates against traffic hazards; and

**Whereas;** the concept of school safety patrollers began in 1920 when Charles M. Hayes pledged support for protecting school-aged children after witnessing a terrible car crash.

**Whereas;** the program is now 100 years strong and continues to have a positive impact on schools, students and communities.

**Whereas;** AAA School Safety Patrols play an important role in helping young pedestrians learn and fulfill responsibilities regarding traffic safety.

**Whereas;** millions of U.S. boys and girls have honorably served their classmates since the program began.

**Whereas;** today, the AAA School Safety Patrol program is the largest school-based safety program in the world with more than 679,000 Patrollers in 35,000 schools across North America and 30 countries, providing a safer environment for child pedestrians and offering a spectrum of educational opportunities for schoolchildren.


**Whereas;** Grand Forks is the only community within North Dakota with active patrol programs within its schools.

**Whereas;** it is fitting that the members of this General Assembly should pause to specially recognize the AAA School Safety Patrol Program and those outstanding students who have dedicated themselves to improving safety in their respective schools and communities; and

**Now, therefore;** I, in recognition of the 100<sup>th</sup> anniversary of the AAA School Safety Patrol Program, and the dedication and commitment of student patrollers in Grand Forks schools, do hereby recognize March 1, 2021 as School Safety Patrol Day in Grand Forks, and I call this observance to the attention of all our citizens.



Brandon Bochenski  
Mayor of Grand Forks



The 2020—2021 school year marks the 100th anniversary of the AAA Safety Patrol Program. We were thrilled to celebrate School Safety Patrol Day in Grand Forks on March 1, 2021. Along with Camden Larsen—2014 North Dakota Patroller of the year and AAA's Gene LaDoucer, Safe Kids visited KNOX for a radio interview on the program and also attended a City Council meeting where Mayor Bochenski signed the proclamation seen here. We thank AAA for their amazing support of this program over the years and all the patrollers who are actively involved with a school now or who have been in the past. Also, a special thanks to Bob Rost who has helped to launch this program in our community through his leadership, legislative advocacy and mentoring of student leaders. We are blessed that there are so many who care about the safety of kids as they get to and from school each day!!


(See more photos on the following page.)



# Celebrating 100 Years of the AAA Safety Patrol Program

~ Celebrating with a radio interview and at the City Council meeting ~

March 1, 2021



Photos above: Safety patrollers attending the City Council meeting & Mayor Bochenski with the AAA Safety Patrol anniversary flag.

Photo left: Gene Ladoucer from AAA with Camden Larsen, ND AAA Safety Patroller of the Year in 2014.

Photo right: The safety patrollers that were in attendance at the recognition night at the Grand Forks City Council meeting.





## What is Find Safe?

Find Safe is a program funded by a grant from the U.S. Department of Justice (DOJ), to assist in preventing injury to individuals with dementia and developmental disabilities. The Find Safe program works in conjunction with Project Lifesaver®, North Dakota law enforcement, and first responders.

## Why enroll in Find Safe?

Wandering is a common behavior among those with cognitive conditions, and it can be dangerous and potentially life-threatening. Enrolling in North Dakota Find Safe, which is under the umbrella of the national Project Lifesaver® program, will ensure that in the event your loved one wanders, they will be located within a timely manner and returned home safely.


## How does Find Safe work?

Individuals enrolled in Project Lifesaver® wear a small transmitter on the wrist or ankle that emits an individualized frequency signal. If the individual goes missing, the caregiver notifies their local emergency responder. Trained emergency responders and law enforcement will use the client's individualized frequency to locate their position. Knowledge given by the family is provided to the first responders so they will know how to best approach the individual and bring them back safely.

## How do I enroll a loved one in Find Safe?

To enroll in the Find Safe program or for questions, please contact:

Vanessa Rovig, Find Safe Program Director  
North Dakota Center for Persons with Disabilities  
Minot State University  
1-800-233-1737  
Vanessa.Rovig@MinotStateU.edu



For more information, visit our website:  
[www.ndcpd.org/findsafe](http://www.ndcpd.org/findsafe)



# Graco Recalls Inclined Sleep Accessory

Graco has recalled the inclined sleeper accessory sold with the Graco Pack 'n Play Day2Dream Playard with Bedside Sleeper, Graco Pack 'n Play Nuzzle Nest Playard, Graco Pack 'n Play Everest Playard and Graco Pack 'n Play Rock 'n Grow Playard with the numbers listed below each picture. Model number can be found on the label on the underside of the playard on one of the tubes. The inclined sleeper accessory is the only portion of the product that is being recalled. It is being recalled due to infant fatalities that have been reported with other manufacturers' inclined sleep products, after infants rolled from their back to their stomach or side while unrestrained, or under other circumstances. Consumers can continue to use the playard, changing station and bassinet portions of the products without the inclined sleeper accessory according to owner's manual.

If you have this product contact Graco at 800.345.4109 or <https://recalls.gracobaby.com>



Recalled Graco Pack 'n Play Day2Dream Playard  
& Bedside Sleeper

Model Numbers 2034085, 2048753 and 2053215



Recalled Graco Pack 'n Play Nuzzle Nest Playard

Model Numbers 1947177 and 1896392



Recalled Graco Pack 'n Play Everest Playard

Model Numbers 1946902 and 1946903



Recalled Graco Pack 'n Play Rock 'n Grow Playard

Model Number 2105055